

Corporate Profile



Huntsman Corporation is a publicly traded global manufacturer and marketer of differentiated and specialty chemicals with 2017 revenues of more than \$8 billion. Our chemical products number in the thousands and are sold worldwide to manufacturers serving a broad and diverse range of consumer and industrial end markets. We operate more than 75 manufacturing, R&D and operations facilities in approximately 30 countries and employ approximately 10,000 associates within our four distinct business divisions. For more information about Huntsman, please visit the company's website at www.huntsman.com.

Primary IR Contact

Huntsman
Investor Relations
Phone: 1-281-719-4610
E-mail:
ir@huntsman.com

Investor Tool Kit

Stock Performance

HUN (Common Stock)

Exchange	NYSE (US Dollar)
Price	\$29.22
Change (%)	▼ 0.37 (1.25%)
Volume	2,301,986
52 Week Low	\$24.51
Market Cap	\$6,988,841,178
Rolling EPS	2.27
PE Ratio	12.8722
Shares Outstanding	239,180,054
Data as of 07/16/18 4:00 p.m. ET	



Recent Headlines & Events

06/26/18 - 4:15 p.m.
Huntsman to Discuss Second Quarter 2018 Results on July 31, 2018

05/29/18 - 7:00 a.m.
Huntsman To Build New Polyurethanes Systems House In

Date	Title
07/31/18 11:00 a.m. ET	Q2 2018 Huntsman Corporation Earnings Conference Call

Dubai

08/07/18





05/23/18 - 4:16 p.m.

Huntsman's Board Approves Increase to Share Repurchase Authorization up to \$1 Billion; Huntsman also Announces a New \$1.2 Billion Unsecured Revolving Credit Facility

**Huntsman Corporation at
Jefferies 2018 Global Industrials
Conference**

Location New York, NY

SEC Filings

Filing Date	Form	
07/16/18	8-K	
06/14/18	4	
06/11/18	4	
06/05/18	4	

Corporate Governance

Peter R. Huntsman	Chairman of the Board, President and Chief Executive Officer
Sean Douglas	Executive Vice President and Chief Financial Officer
J. Kimo Esplin	Executive Vice President, Strategy and Investment
David Stryker	Executive Vice President, General Counsel, Chief Compliance Officer and Secretary
Anthony P. Hankins	Chief Executive Officer, Asia Pacific and Division President, Polyurethanes
Rohit Aggarwal	Division President, Textile Effects
Monte G. Edlund	Division President, Performance Products
Scott J. Wright	Division President, Advanced Materials
Simon Turner	Division President, Pigments
Ronald W. Gerrard	Senior Vice President, Environmental, Health & Safety and Manufacturing Excellence
Brian V. Ridd	Senior Vice President, Purchasing
R. Wade Rogers	Senior Vice President, Global Human Resources
Russ R. Stolle	Senior Vice President, Deputy General Counsel
Delaney Bellinger	Vice President and Chief Information Officer
Kevin C. Hardman	Vice President, Tax
Steven C. Jorgensen	Vice President, Accounting Shared Services and Internal Controls

Troy M. Keller	Vice President, Government Affairs and Associate General Counsel
Ivan M. Marcuse	Vice President, Investor Relations
Pierre Poukens	Vice President, Internal Audit
Nooshin E. Vaughn	Vice President, Financial Planning and Analysis
Randy W. Wright	Vice President and Controller

Ownership Summary

Shareholders

	Holders	Value (\$MM)	% O/S	Shares
Institution	565	6,770.46	96.2	230,111,808
Mutual Fund	686	2,616.55	35.6	85,072,082
Insider *	18	220.41	2.9	7,015,787

*Insider values reflect direct beneficial ownership.

Top Holders

	Shares Held	% O/S	Share Change	Filing Date
The Vanguard Group, Inc.	23,451,173	9.8	255,983	03/31/18
Huntsman Foundation	14,342,067	6.0	0	04/11/18
BlackRock Institutional Trust Company, N.A.	12,728,955	5.3	1,955,247	03/31/18
LSV Asset Management	10,326,792	4.3	387,069	03/31/18
HMP Equity Trust	9,922,466	4.2	-416,390	11/21/17
Iridian Asset Management LLC	8,652,284	3.6	1,311,657	03/31/18
Huntsman (Peter R)	6,899,334	2.9	796,391	06/12/18
Two Sigma Investments, LP	6,210,004	2.6	-101,785	03/31/18
JP Morgan Asset Management	4,750,360	2.0	1,233,374	03/31/18
AQR Capital Management, LLC	4,623,354	1.9	-275,661	03/31/18

Minimum 20 minutes delayed